





































Place	Bib	Name	CAT	Cat Pos	Team	Result		Pts
1	_J5PJ	Matt BROWN	SM	1	 LITDH	8482.50		8482
4	_SC84	Scott HAWKINS	SM	3	 LITDH	7852.00		7852
5	_Y7FC	David WILSON	M50	1	 LITDH	7851.60		7851
7	_LB8C	Andrew RUMSEY	M45	2	 LITDH	7762.00		7762
9	_5LZ2	Stephen WILLIAMS	M35	2	 LITDH	7655.50		7655
10	_OCGS	Christian RODIGER	SM	4	 LITDH	7648.20		7648
15	_U7FP	Andrew ISAAC	M35	3	 LITDH	7280.00	 	7280
17	_6UJI	Mark EVERETT	M35	4	 LITDH	7220.70		7220
18	_84JV	Sara GENCO	W35	1	 LITDH	7220.60		7220
25	_NVRT	James OZMOND	M45	5	 LITDH	6997.00		6997
71	_YZ5Y	Maria EVERETT	W35	3	 LITDH	6079.70		6079
86	_NN49	Mike TERRY	M65	3	 LITDH	5793.00		5793
105	_19BK	Steve TEENAN	M55	13	 LITDH	5490.00		5490
115	_FFPO	Alexandra STEVENS	W55	5	 LITDH	5350.00		5350
133	_8FRI	Jamie CURRIE	SW	5	 LITDH	5006.00		5006
154	_8TUG	Chris LANE	M65	5	 LITDH	4750.00	 	4750
229	_DNL6	Karen BAKER	W55	29	 LITDH	3300.00		3300